


Kuder® Interests & Skills

Knowing both what you enjoy doing and what you are good at doing can make all the difference when making an education or career decision. Now that you have learned about your interests (your preference for doing one activity over another) and skills (your ability for doing specific kinds of work activities), read this Composite Report to compare the results of both assessments. Doing so will help you narrow down your selections and allow you to more effectively manage your career exploration.

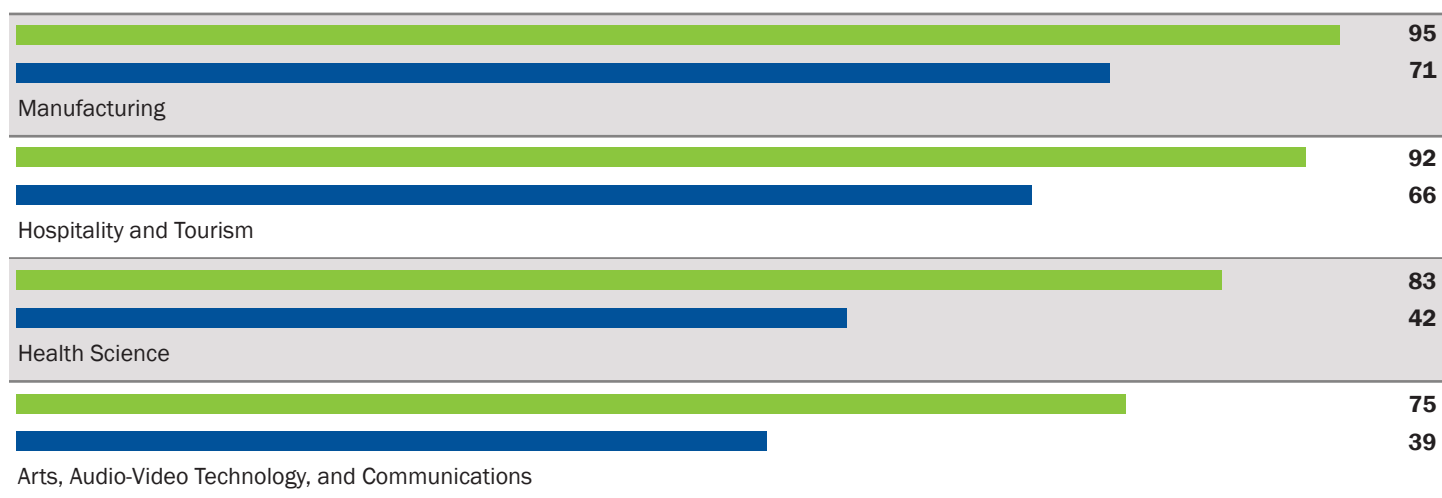
High Interest and Skill

Knowing your high interests and skills will help you make good education and career choices. The graph below shows you the clusters where both are high as compared to others. Explore these clusters a lot! If no graph appears below, it means that you did not have any clusters that were high for both interests and skills.



High Interest and Less Skill

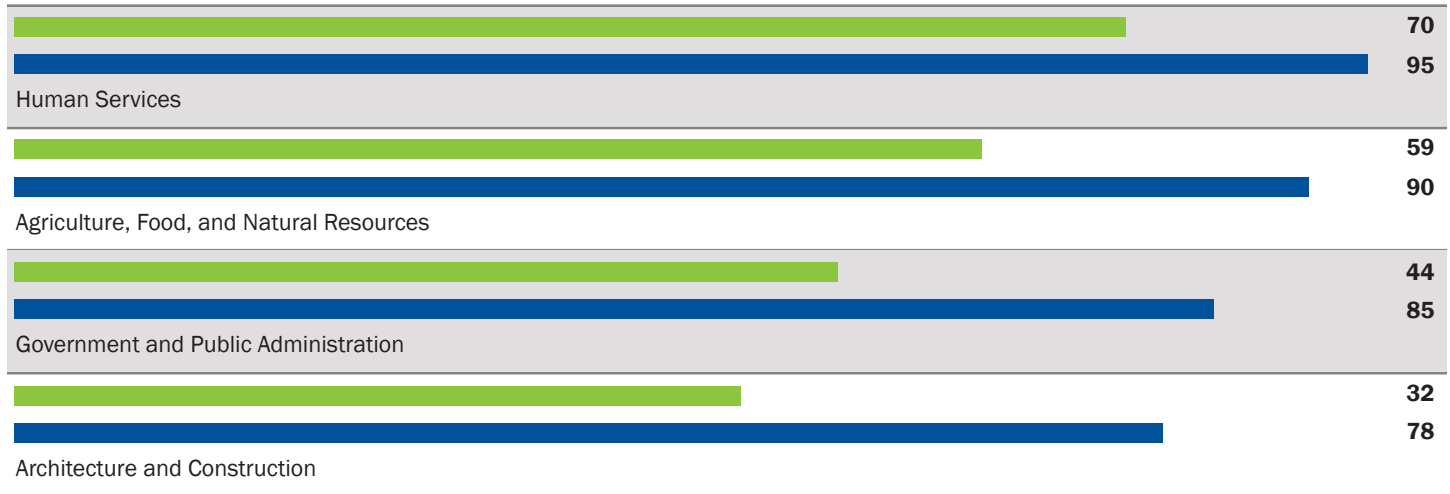
Below you can see a graph that shows you the clusters for which you expressed high interest but you believe that you have less skill. Remember that you can develop the skills you need for a career through coursework and experience. If you are interested in these career clusters, develop a plan that will help you improve your skills.



Kuder® Interests & Skills

High Skill and Less Interest

The graph below displays the clusters for which you believe that you have high skill for work-related activities but you have less interest. Interests change to some degree with time and experience. If you are unfamiliar with these clusters and what they may have to offer, gaining awareness of these may also lead to increased interest.



Low Interest and Skill

The graph below shows the clusters that are low or medium range in your score reports for both interests and skills. You may want to avoid planning to work in these clusters, especially if you have identified other clusters in which your interests and/or skills are above average.

