

① Estimate Student Loan Debt and Payments

② Find and Apply for Scholarships and Grants

③ Get a Federal Student Aid ID (FSA ID)

④ Collect Information to Complete the FAFSA

⑤ Complete the FAFSA

⑥ Learn About and Review Your Student Aid Report (SAR)

⑦ Follow Up With Your Colleges and Other Contributors



ALABAMA CAREER PLANNING SYSTEM

Let us walk you through the FAFSA


<https://al.kuder.com> to get started today!

③ Get a Federal Student Aid ID (FSA ID)

An FSA ID is comprised of a username and password and can be used to login to certain Federal Student Aid websites, such as the Free Application for Federal Student Aid (FAFSA®).

The security of your FSA ID is important. Your FSA ID can be used to:

- Electronically sign Federal Student Aid documents,
- Access your personal records, and
- Make binding legal obligations.

You can get a FSA ID by accessing the web site studentaid.ed.gov/npas/index.htm  at any time.

3. Get a Federal Student Aid ID

4 Collect Information to Complete the FAFSA

A FAFSA is a long form that requests information that you'll need to collect in advance. Here's what you'll need:

- Your social security number and your parents' social security numbers
- Your driver's license number if you have one
- Your Alien Registration Number if you are not a U.S. citizen
- Two-year old federal tax information or tax returns (including IRS W-2 information) for yourself and for your parents
- Records of untaxed income, such as Social Security benefits, welfare benefits for yourself, and your parents
- Information on savings, investments, and business and farm assets for yourself, and your parents.

You may want to make notes in the Financial Aid section of your portfolio.

4. Collect Info to Complete the FAFSA


5 Complete the FAFSA

There are two ways to fill out the FAFSA – on paper or on the Internet. To get the paper form, contact the Federal Student Aid Information Center. We recommend you complete the form online for the following reasons:

- The online FAFSA finds mistakes right away and lets you fix them.
- You get instructions for each question, and you can "chat" live for free with someone in customer service if you have further questions.
- The Department's Central Processing System will process your application quickly – in three to five days if you use an electronic signature.

Complete the FAFSA Now

You may want to record the date you filled out the FAFSA by putting a note in the Financial Aid section of your portfolio.

To complete an application online, please visit [FAFSA on the Web](#) 

<https://studentaid.ed.gov/sa/fafsa>

5. Complete the FAFSA

6. Review your Student Aid Report

6 Learn About and Review Your Student Aid Report (SAR)

Your Student Aid Report (SAR) shows all the information you entered on your FAFSA. Also, your SAR usually states your Expected Family Contribution (EFC), which is the amount you're expected to contribute toward your education each year. It's the number on which financial aid officers will base the amount of assistance they can put together for you. Your EFC will be in the upper-right part of a paper SAR and at or near the top of an electronic SAR. You might not get an EFC if more details are needed in your application.

Review your SAR carefully to make sure it's correct and complete. If it is, and if it contains your EFC, it's time to start contacting the schools you're interested in. The schools you listed on your FAFSA will appear on your SAR, and they'll receive your SAR information electronically. The financial aid office staff at your schools will review your SAR and use the information to determine if you're eligible for federal – and possibly nonfederal – student aid funds.

You can fix mistakes on your SAR online. You can also make changes to your SAR by calling the Federal Student Aid Information Center at 1-800-4-FED-AID (1-800-433-3243). You can change your address, the names of schools that you want to receive your FAFSA information, and your answer to FAFSA Question 31 (drug convictions). For all other changes, you must resubmit your SAR for reprocessing.

[View SAR](#) 

7. Follow up with Schools/Colleges

7 Follow Up With Your Colleges and Other Contributors

If you haven't heard from the schools to which you've applied for financial aid within four to six weeks of submitting your application, follow up with a phone call.

Follow up with:

- ✓ Phone Call
- ✓ Email
- ✓ Head to the School's Financial Aid office

Sources for College Funding

- Pell Grants
 - Scholarships
 - Institutional & In-State Grants
 - Federal Student Loans
 - Private Loans
- Find out today **which schools are likely to offer your family these options!**
 - ***College Match*** through the Alabama Career Planning System
<https://al.kuder.com>

Enter College Match Criteria

General

Academic

Financial

Enter
*College
Match
Criteria*

General Information

ZIP Code*

36067

State*

Alabama

Gender*

Male

Female

Graduation Year*

2020

High School*

Handley High School (Roanoke, AL) x

[← Previous](#)

[Next →](#)

College Match powered by



No EFC is needed to complete College Match

Financial Information

How important is cost to you when deciding whether to apply to a college?

Not Important Important

Do you know your Expected Family Contribution (EFC)?

Yes No

Your Family

Total number of people in your family*

4

Number of family currently in college*

1

Your parent's marital status*

Married Single

Number of working parents*

2

Can someone claim you as a dependent?*

Yes No

Academic Information

Enter Your GPA*

Unweighted Weighted

GPA (Unweighted)*

3.5

ACT score (composite) ?

23

ACT Subtest Scores ?

Not Use Use

SAT score (composite) ?

SAT Subtest Scores ?

Not Use Use

Enter Financial & Academic Info

Snap a pic of this slide to reference when you log in!

College Match Results

Change your College Match Criteria

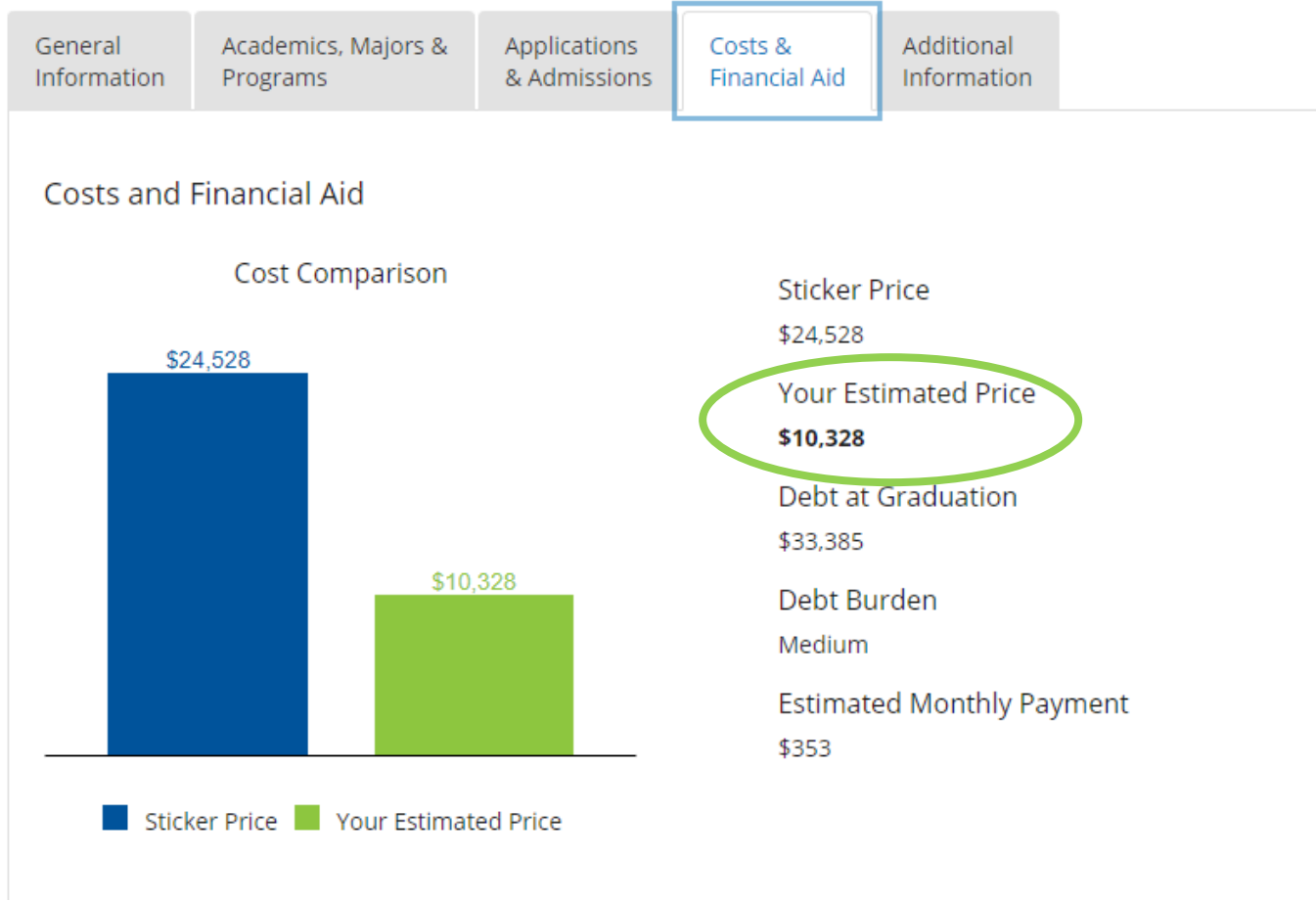
Overview Financial Acceptance

Show 10 entries Search

Favorites	School	Overall Match	Academic Match	Debt Burden	Acceptance Likelihood	Match Category
★	The University of West Florida	<div style="width: 100%; height: 10px; background-color: green;"></div>	<div style="width: 100%; height: 10px; background-color: green;"></div>	<div style="width: 100%; height: 10px; background-color: red;"></div>	<div style="width: 25%; height: 10px; background-color: orange;"></div>	Reach
★	University of Alabama at Birmingham	<div style="width: 100%; height: 10px; background-color: green;"></div>	<div style="width: 100%; height: 10px; background-color: green;"></div>	<div style="width: 100%; height: 10px; background-color: red;"></div>	<div style="width: 75%; height: 10px; background-color: green;"></div>	Near Safety
★	University of South Alabama	<div style="width: 100%; height: 10px; background-color: green;"></div>	<div style="width: 100%; height: 10px; background-color: green;"></div>	<div style="width: 100%; height: 10px; background-color: red;"></div>	<div style="width: 75%; height: 10px; background-color: green;"></div>	Near Safety
	The					

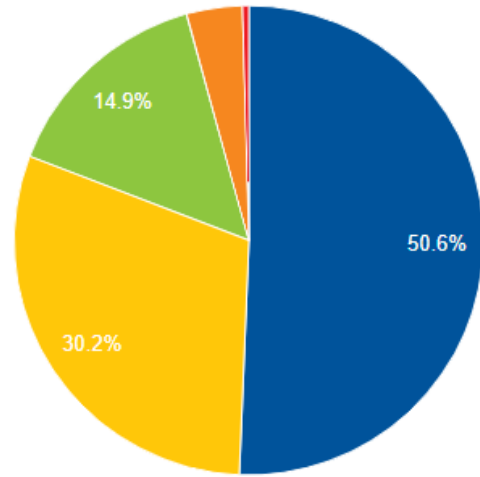
College Match Results

Find out your chance of getting into each U.S. College & how much each U.S. College will cost your family!



How much will each college cost for your family?

Sticker Price Breakdown



Tuition	\$12,423
Room and Board	\$3,654
Other Expenses	\$7,400
Books & Supplies	\$942
Travel	\$109

Type of Aid	Percent Receiving	Average Amount
Federal Grant	51%	\$4,842.00
State Grant	80%	\$7,202.00
Institutional Grant	33%	\$3,699.00
Loan	66%	\$5,976.00

See the sticker price breakdown for each school

Find out average grant & loan amounts

Search for Scholarships and Grants

National and local scholarship opportunities that best match your needs and interests are available on [Achieve Alabama](#).

View a list of scholarships and grants that meet your search criteria using the filter options below. As you do so, only scholarships and grants fitting your selection will appear on the list.

 Filter Options

Show entries

Scholarships and Grants



\$1,000 Not an Essay Scholarship



\$2,000 No Essay Scholarship



Aaron and Rita Slom Scholarship Fund for Freedom and Diversity



Academic Scholars Program

Safe, easy to access scholarships for your students to apply for today!

**Search for Scholarships & Grants:
Starting as young as middle school!**

\$1,000 Not an Essay Scholarship

★ Save to my favorites

Print Scholarship Details

Description

Application essays are hard. Zoomita makes them easier. Create a free account and respond to the mystery question for a chance to win \$1,000 toward your college expenses!

Donor:

Zoomita

Website:

zoomita.com

Donor Description:

Zoomita makes the college application process easier by creating and distributing ground-breaking college planning tools for students and counselors.

Requirements

<https://al.kuder.com>
to get started!

LOG IN TO THE ALABAMA CAREER PLANNING SYSTEM

<https://al.kuder.com>

Click the Blue “Log in with Clever” Button

Students:

- School Google Username & Password

Need Help?

Clientengagement@kuder.com

877-999-6227

ALABAMA CAREER PLANNING SYSTEM

Learning that works for Alabama CTE

English (US)

Get Started Today!

Log in with Clever

Log In

Create an Account

Students Parents Educators Employers

Welcome!

The Alabama Career Planning System, powered by Kuder® provides all the reliable education and career planning resources students and their families need to visualize their futures — and make the plans to get there. The system also gives educators tools to measure success and helps local businesses get involved to connect with and shape their future workforce.

Partners Training and Tutorials Additional Resources